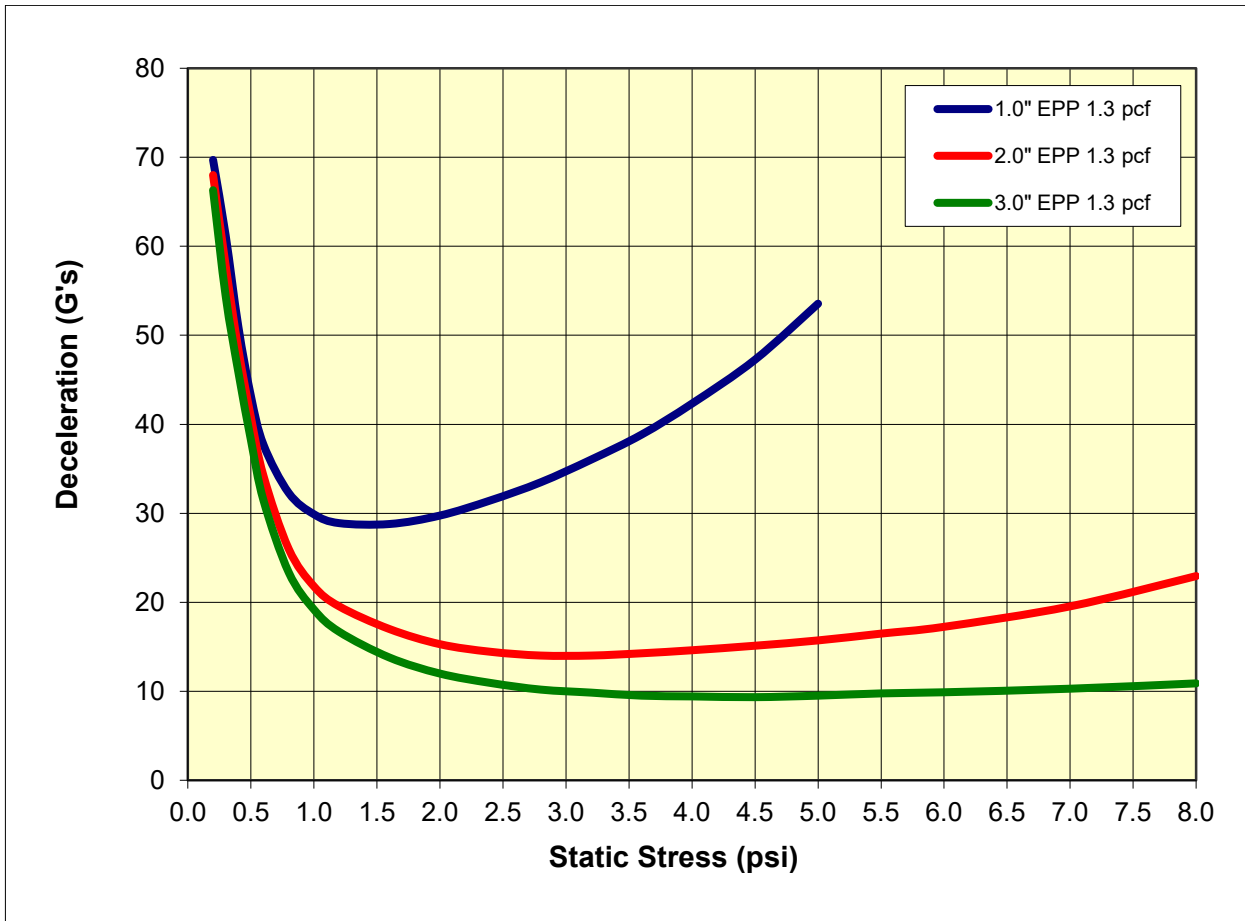
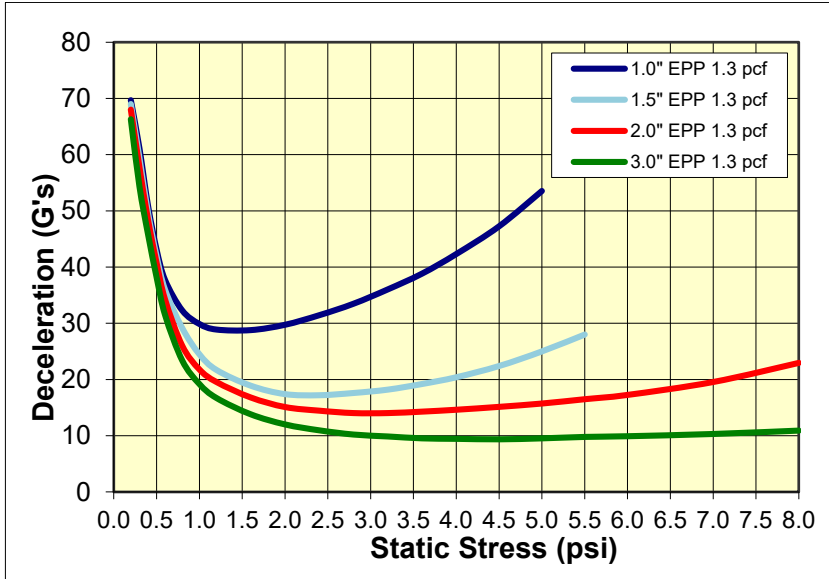


Cushioning Performance Curve for 20 g/l (1.3 pcf) ARPRO Expanded Polypropylene (EPP) Foam 6 inch Drop, 1st Impact/Drop - 1", 2", & 3" Thicknesses

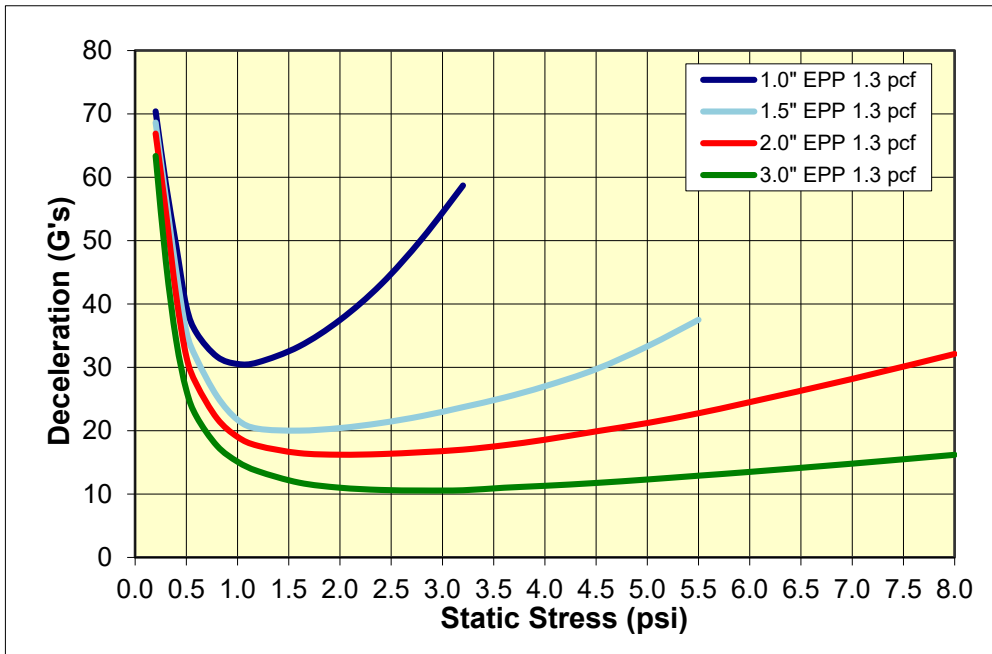


Note: 20 g/l = 1.3 pcf = 45X (g/l = grams per liter; pcf = pounds per cubic foot; X = foam expansion ratio)

Cushioning Performance Curve for 20 g/l (1.3 pcf) ARPRO® Expanded Polypropylene (EPP) Foam 6 inch Drop, 1st & 2nd thru 5th Impact/Drop - 1", 1.5", 2" and 3" Thicknesses



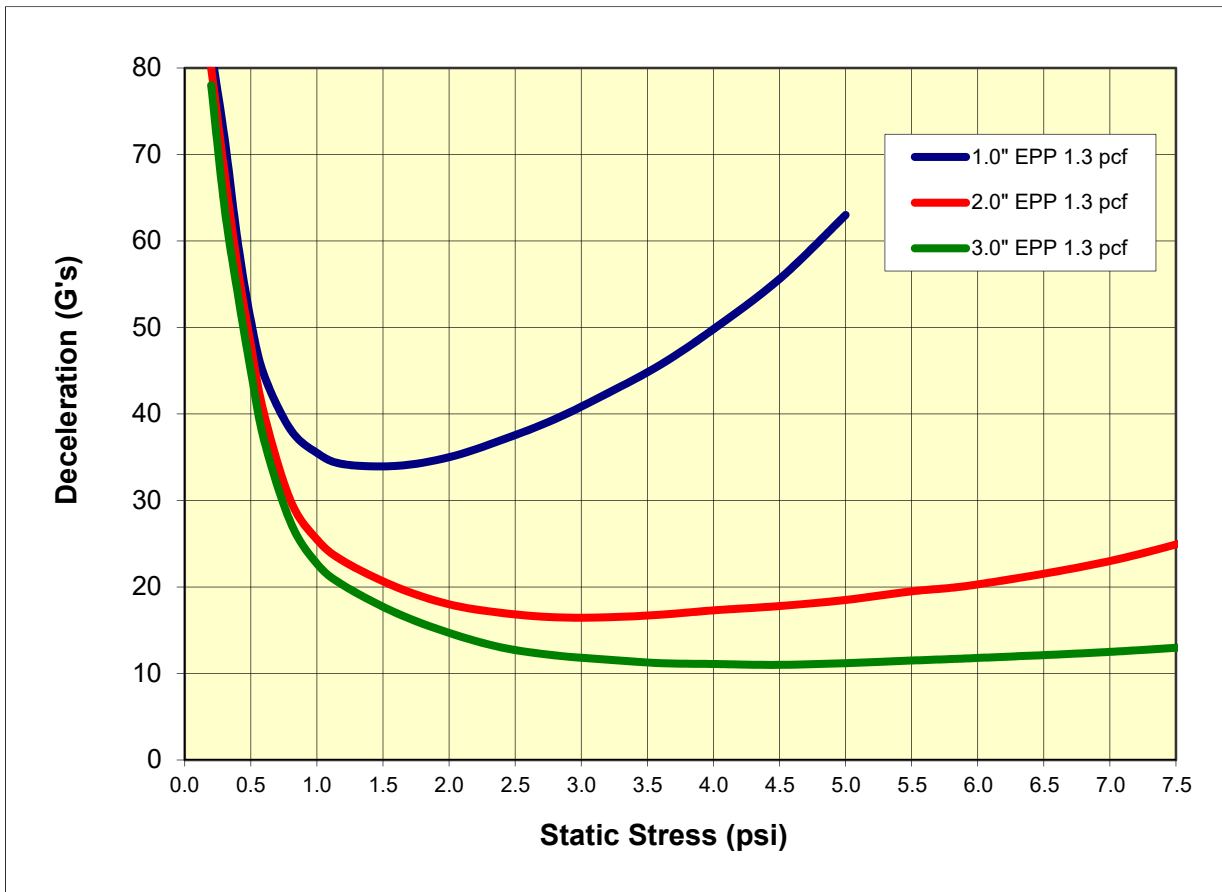
1st Drop



2nd thru 5th
Drops

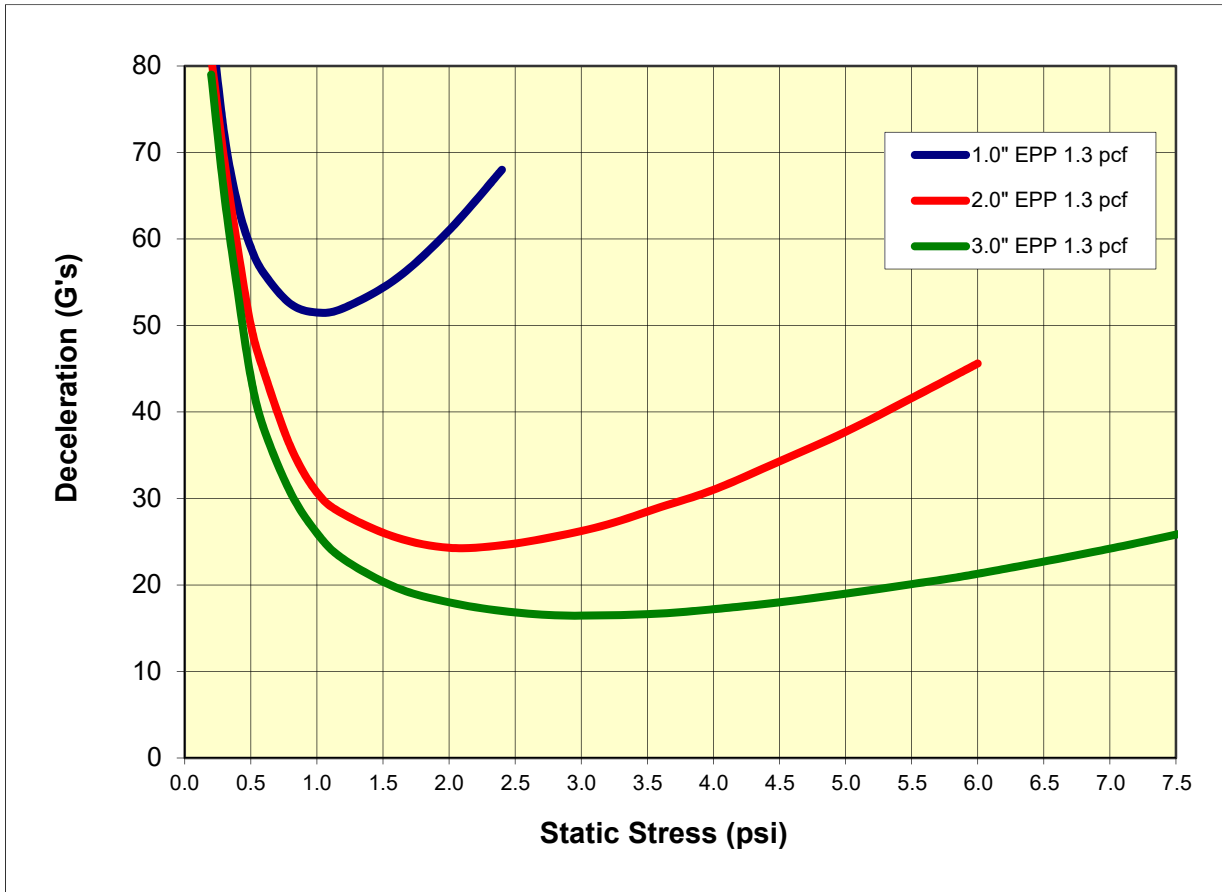
ARPLANK® Expanded Polypropylene Foam (EPP) is a highly resilient closed-cell expanded bead foam product. It is ideally suited as an energy absorbing cushioning material for products requiring shock absorption, vibration dampening, buoyancy, insulation, and chemical resistance. It withstands multiple impacts without damage, is very light-weight and is non-abrasive. It is also multi-directional in nature. Unlike traditional extruded foams, which yield different properties along the extrusion, vertical and horizontal axes, the properties of ARPLANK® EPP are the same regardless of orientation. ARPLANK® EPP contains no volatile blowing agents (0% LEL) and is non-corrosive. These properties make ARPLANK® EPP an ideal and versatile product for protective packaging applications.

Cushioning Performance Curve for 20 g/l (1.3 pcf) ARPRO Expanded Polypropylene (EPP) Foam 12 inch Drop, 1st Impact/Drop - 1", 2", & 3" Thickness'



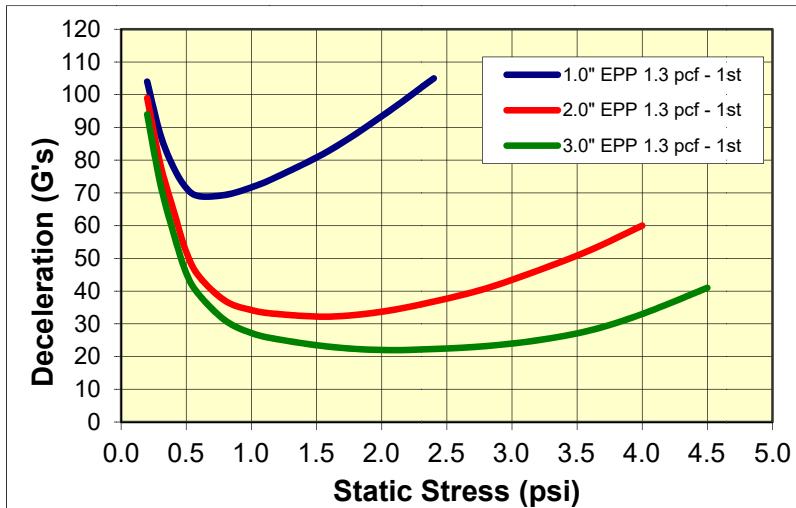
Notes: 20 g/l = 1.3 pcf = 45X (g/l = grams per liter; pcf = pounds per cubic foot; X = foam expansion ratio)
Tested at ambient conditions

Cushioning Performance Curve for 20 g/l (1.3 pcf) ARPRO Expanded Polypropylene (EPP) Foam 18 inch Drop, 1st Impact/Drop - 1", 2", & 3" Thickness'

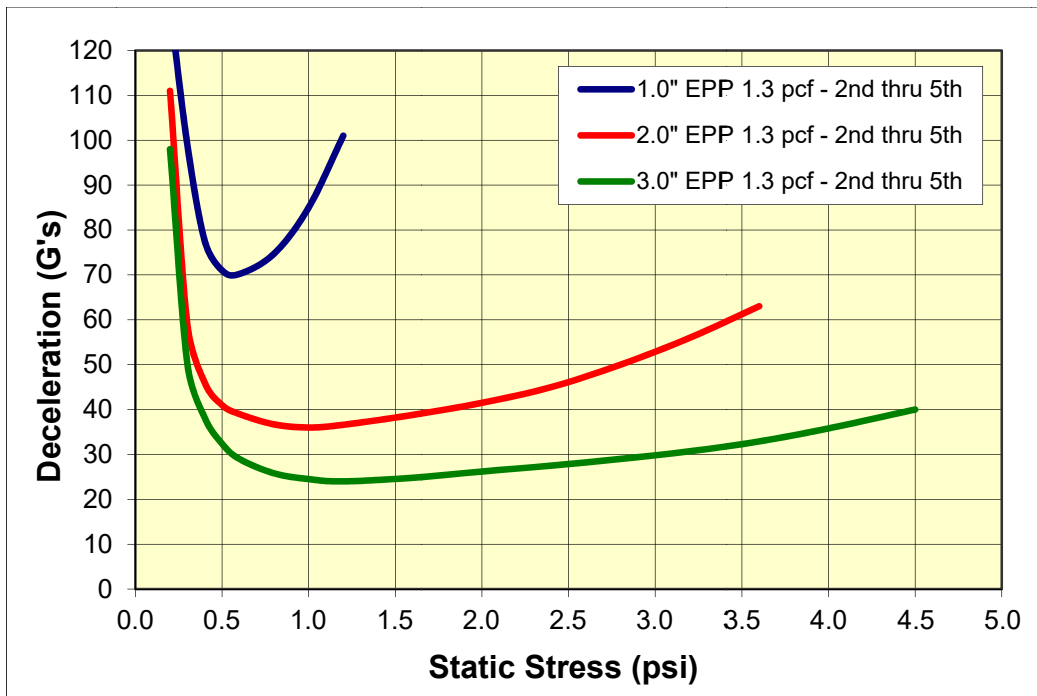


Notes: 20 g/l = 1.3 pcf = 45X (g/l = grams per liter; pcf = pounds per cubic foot; X = foam expansion ratio)
Tested at ambient conditions

Cushioning Performance Curve for 20 g/l (1.3 pcf) ARPRO® Expanded Polypropylene (EPP) Foam 24 inch Drop, 1st & 2nd thru 5th Impact/Drop - 1", 2" and 3" Thicknesses



1st Drop

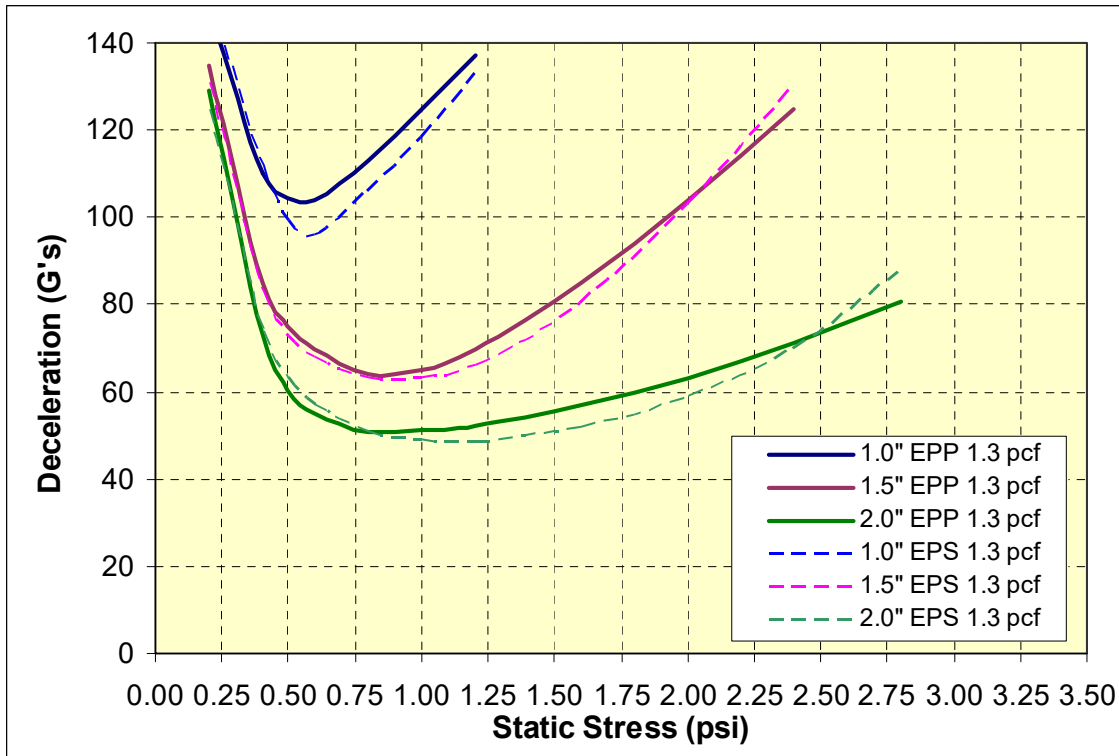


2nd thru 5th
Drops

ARPLANK® Expanded Polypropylene Foam (EPP) is a highly resilient closed-cell expanded bead foam product. It is ideally suited as an energy absorbing cushioning material for products requiring shock absorption, vibration dampening, buoyancy, insulation, and chemical resistance. It withstands multiple impacts without damage, is very light-weight and is non-abrasive. It is also multi-directional in nature. Unlike traditional extruded foams, which yield different properties along the extrusion, vertical and horizontal axes, the properties of ARPLANK® EPP are the same regardless of orientation. ARPLANK® EPP contains no volatile blowing agents (0% LEL) and is non-corrosive. These properties make ARPLANK® EPP an ideal and versatile product for protective packaging applications.

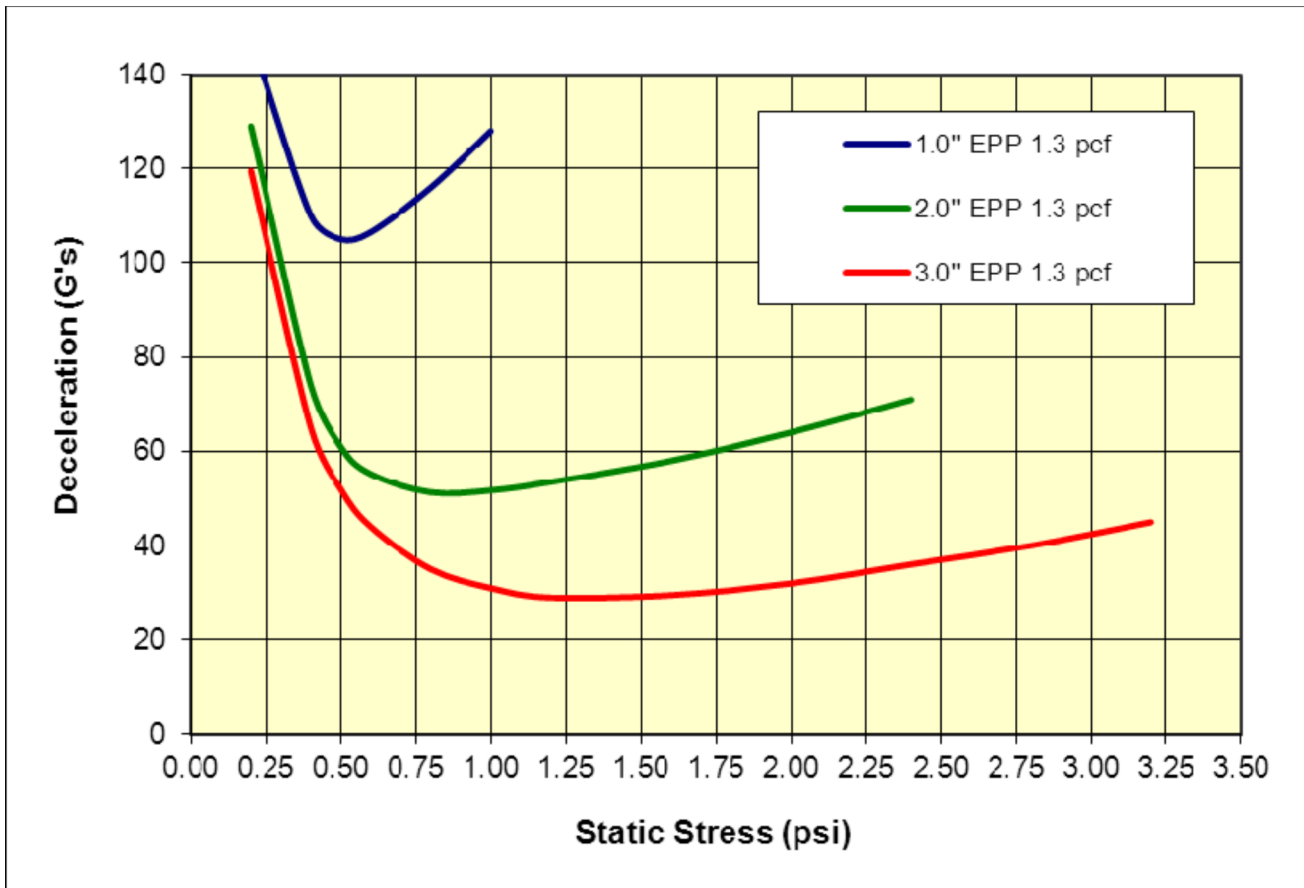
Cushioning Performance Curve Comparison

20 g/l (1.3 pcf) ARPRO® EPP Foam vs. 20 g/l (1.3 pcf) EPS Foam
36 inch Drop, 1st Impact/Drop - 1", 1.5" and 2" Thicknesses



Note: 20 g/l = 1.25 pcf (g/l = grams per liter; pcf = pounds per cubic foot)

Cushioning Performance Curve for 20 g/l (1.3 pcf) ARPRO Expanded Polypropylene (EPP) Foam 36 inch Drop, 1st Impact/Drop - 1", 2", & 3" Thickness'

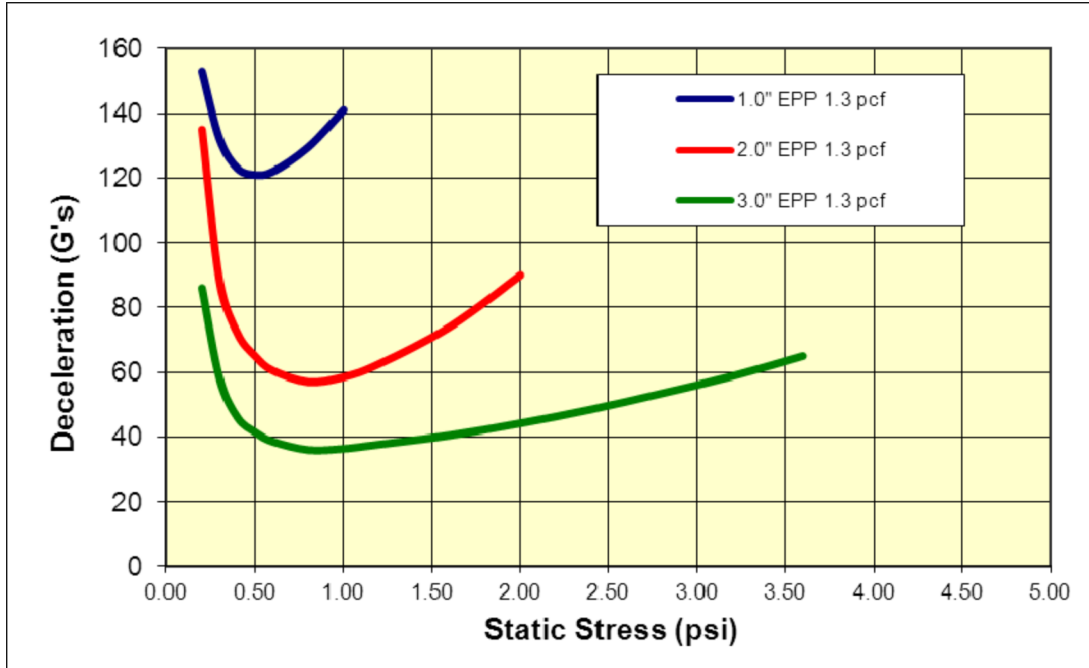


Note: 20 g/l = 1.3 pcf = 45X (g/l = grams per liter; pcf = pounds per cubic foot; X = foam expansion ratio)

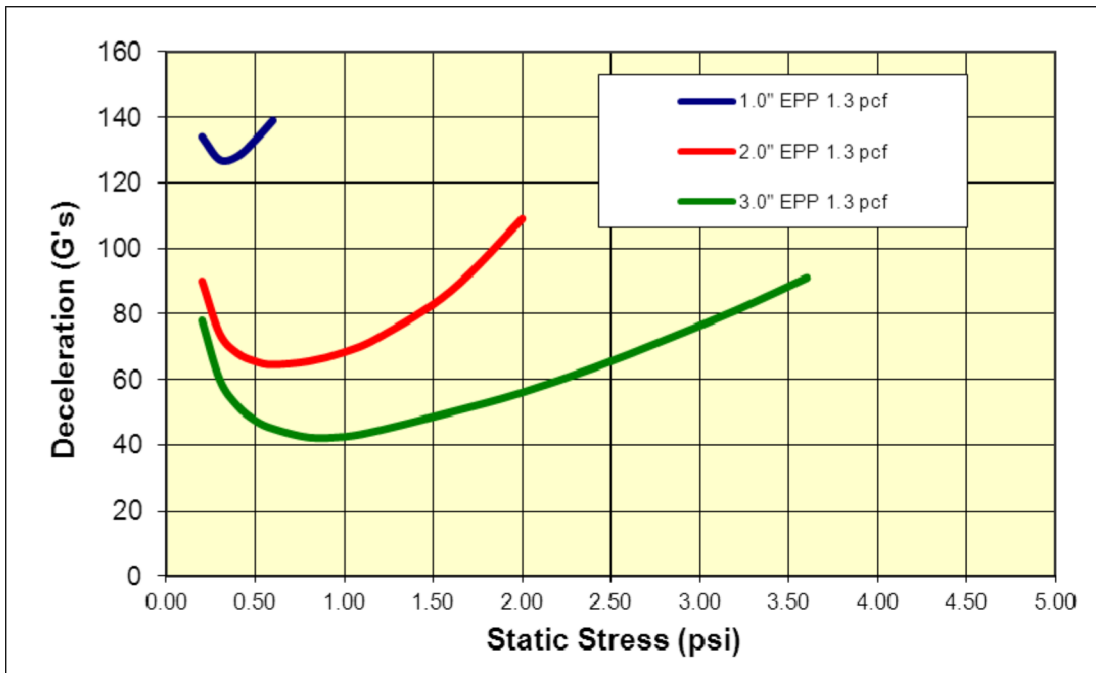
Cushioning Performance Curve

20 g/l (1.3 pcf) ARPRO Expanded Polypropylene (EPP) Foam

42 inch Drop, 1st Impact & 2nd thru 5th Impact; 1", 2", & 3" Thicknesses



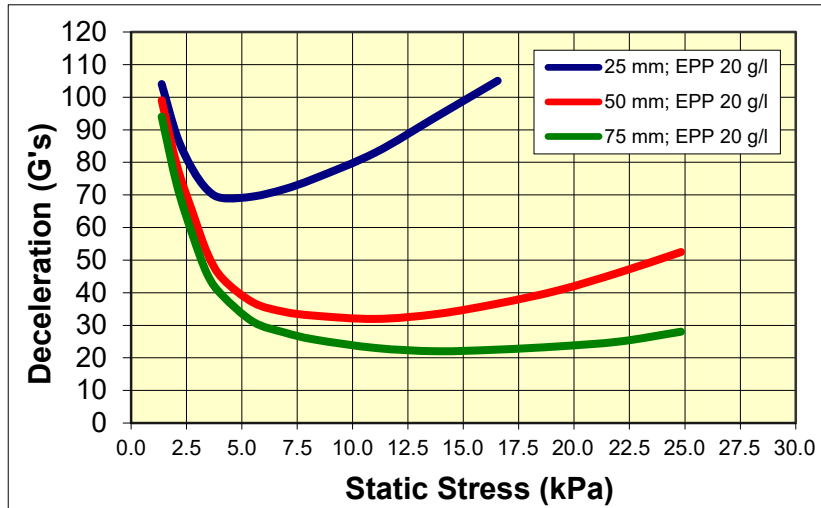
1st Impact



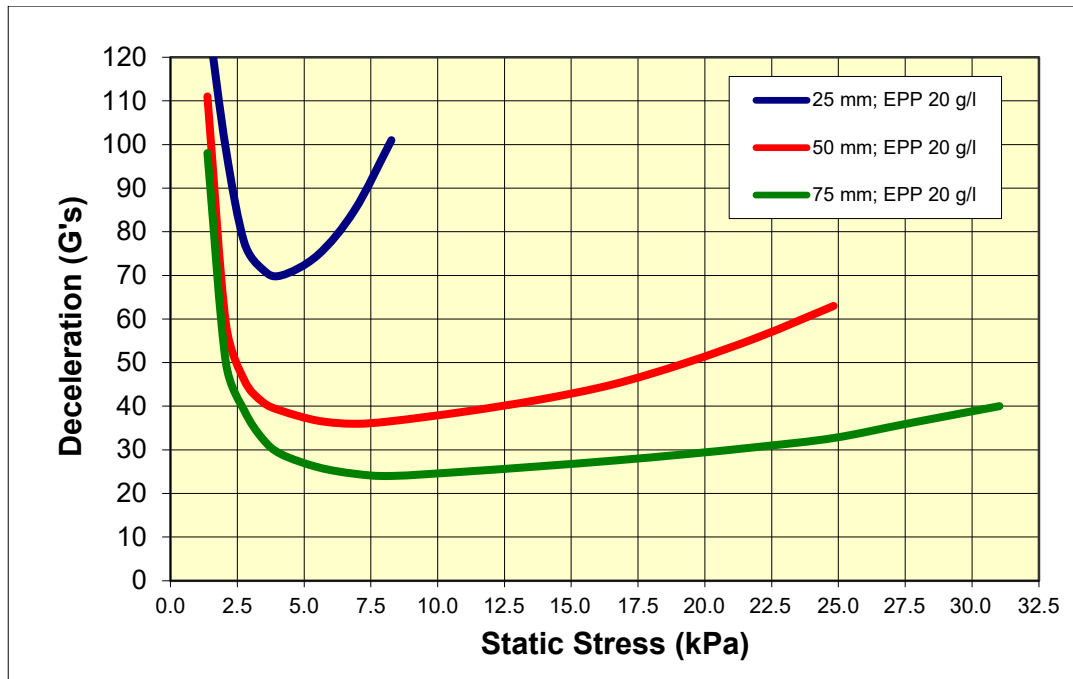
2nd thru 5th
Impact

Note: 20 g/l = 1.3 pcf = 45X (g/l = grams per liter; pcf = pounds per cubic foot; X = foam expansion ratio)

Cushioning Performance Curve for 20 g/l (1.3 pcf) ARPRO® Expanded Polypropylene (EPP) Foam 60 cm Drop, 1st & 2nd thru 5th Impact/Drop – 25, 50, & 75 mm Thicknesses



1st Drop



2nd thru 5th
Drops (Avg)

ARPLANK® Expanded Polypropylene Foam (EPP) is a highly resilient closed-cell expanded bead foam product. It is ideally suited as an energy absorbing cushioning material for products requiring shock absorption, vibration dampening, buoyancy, insulation, and chemical resistance. It withstands multiple impacts without damage, is very light-weight and is non-abrasive. It is also multi-directional in nature. Unlike traditional extruded foams, which yield different properties along the extrusion, vertical and horizontal axes, the properties of ARPLANK® EPP are the same regardless of orientation. ARPLANK® EPP contains no volatile blowing agents (0% LEL) and is non-corrosive. These properties make ARPLANK® EPP an ideal and versatile product for protective packaging applications.